



R07MN

DATE: FEBRUARY 04, 2008

TO: AFFECTED DEALERS

**SUBJECT: RECALL R07MW FMVSS 217 "BUS EMERGENCY EXITS"
NONCOMPLIANCE-REAR EMERGENCY
DOOR BUZZER OMITTED**

This notice is sent to you in accordance with the requirements of The National Traffic and Motor Vehicle Safety Act.

Blue Bird Body Company has decided that certain 2008 model year Blue Bird Micro-Bird model school buses manufactured from September 05, 2007 through October 15, 2007 fail to conform to Federal Motor Vehicle Safety Standard No. 217 (S5.3.3.1) "Bus Emergency Exits". The subject buses were manufactured without a rear emergency door buzzer.

Blue Bird is conducting a recall to correct this noncompliance. The affected buses with the noncompliance must have a warning buzzer and associated components installed that will then make the bus compliant with FMVSS 217 (S5.3.3.1).

If our records indicate affected units were delivered in your service area, a printout identifying affected units is attached. Dealers should verify correct owners and that complete shipping addresses are provided for each listed vehicle.

If you have in your possession or have sold a vehicle that was purchased from another dealer that may be affected by this recall, please notify me.

Time required to perform Recall R07MN is 1.0 hours per bus. **Replacement parts are available and must be ordered through Recall Administration.**

For repairs performed by the Blue Bird Dealer, warranty applications may be submitted via BBOND/ClaimTrac. If owners/operators have repairs performed at a repair facility other than their Blue Bird Dealer, a recall reply sheet is included with the owner's notification letter that permits the owner/operator to request reimbursement from Blue Bird for their labor costs to perform this repair. See the Owner's Notification Letter for details.

Federal law requires that any vehicle lessor receiving this recall notice must forward a copy of this notice to the lessee within ten days.

Dealers are reminded of their responsibilities under section 154 of The National Traffic and Motor Vehicle Safety Act of 1991. **Dealers are required to complete modifications/repairs on units in their inventory before delivering to the final owner.** Reference Blue Bird Body Company Distributor Memo No. 42-92.

Important: Your prompt return of the pink reimbursement sheet, complete with the correct Body Serial Numbers, permits Blue Bird to update our record indicating recall has been completed and prevents the mailing of a second notice. This is much appreciated. We regret any inconvenience this may have caused.

Questions regarding this recall campaign should be directed to me at (478) 822-2242.

Thank you,

A handwritten signature in cursive script that reads "Bill Coleman".

Bill Coleman
Corporate Recall Administrator
Blue Bird Corporation



R07MN

February 04, 2008

Dear Blue Bird Owner:

This notice is sent to you in accordance with the requirements of the National Traffic and Motor Vehicle Safety Act.

Blue Bird Body Company has decided that certain 2008 model year Blue Bird Micro-Bird model school buses manufactured from September 05, 2007 through October 15, 2007 fail to conform to Federal Motor Vehicle Safety Standard No. 217 (S5.3.3.1) "Bus Emergency Exits". The subject buses were manufactured without a rear emergency door buzzer.

Blue Bird is conducting a recall to correct this noncompliance. The affected buses must have a warning buzzer and associated components installed that will then make the bus compliant with FMVSS 217 (S5.3.3.1).

Your Blue Bird bus(es) affected by recall R07MN are identified by body serial number(s) on the enclosed reply sheets.

If you no longer own the subject bus(es), please complete the appropriate section of the pink reply sheet and return to Blue Bird in the enclosed pink postage prepaid envelope.

To receive parts required to correct this noncompliance, confirm your correct **shipping** address, sign and return the enclosed **yellow** parts request sheet and return it to Blue Bird in the enclosed **pink** postage prepaid reply envelope.

A qualified technician should perform this modification or you may contact your Blue Bird dealer for assistance. Immediately upon completion of the repair, the owner/operator should complete and sign the pink recall reply sheet and mail it to Blue Bird in the enclosed pink postage prepaid envelope. Indicate in the appropriate section of the pink recall reply sheet who performed the repair (Blue Bird dealer, owner/operator or another repair facility). Be sure to include a copy of the repair facility's work order/invoice if requesting reimbursement of labor costs incurred by the owner/operator. Labor time required to perform recall R07MN is 1 hour per bus.

BLUE BIRD CORPORATION

P.O. Box 937 • Fort Valley, Georgia 31030

Phone: (478) 825-2021

If the modifications/repair directed by this notification was performed on your bus prior to the receipt of this recall notification, complete and sign the recall reply sheet and attach a copy of the work order/invoice. Mail the documents in the pink self-addressed postage paid envelope included with the recall notification to Blue Bird for warranty reimbursement. Reimbursements will be made in accordance with the requirements of the National Highway Transportation Safety Act, title 49 Code of Federal Regulations, Parts 573 and 577.

Federal law requires that any vehicle lessor receiving this recall notice must forward a copy of this notice to the lessee within ten days.

If Blue Bird Body Company should fail to or is unable to remedy this condition without charge to you, you may contact:

**ADMINISTRATOR
NATIONAL HIGHWAY TRAFFIC SAFETY ADMINISTRATION
1200 NEW JERSEY AVENUE, SE
WASHINGTON, D.C. 20590**

or you may call The National Highway Traffic Safety Administration toll free at:

1-888-327-4236
(TTY: 1-800-424-9153); or go to <http://www.safercar.gov>

Questions regarding this recall campaign should be directed to Blue Bird Recall Administration at (478) 822-2242.

Thank you,



Bill Coleman
Corporate Recall Administrator
BLUE BIRD BODY COMPANY



Rear Emergency Door Buzzer Omitted

RECALL

Models Affected: 2008 Micro Bird

ISSUE

Buses were manufactured without a rear emergency door buzzer

CORRECTIVE ACTION

Install a rear emergency door buzzer and related components

PROCEDURE


1. Remove wire molding



2. Remove panel at rear of driver's compartment to access electrical connections.



3. Connect buzzer wires at terminal strip number 2. See attached drawing 0015039. Note that orange wire #2408 passes through connector P24 position 13. Connector P24 is located at the rear of electrical panel assembly



R 0 7 M N


R E C A L L C A M P A I G N



RECALL

R 0 7 M N

4. Run orange buzzer wire and secure along length of wire harness from front electrical box over driver to rear header panel. Leave sufficient wire to run down to buzzer mounting box location. Ensure the terminal end of the orange wire #2408 is located at front of the bus and the non-terminal end is towards the rear.



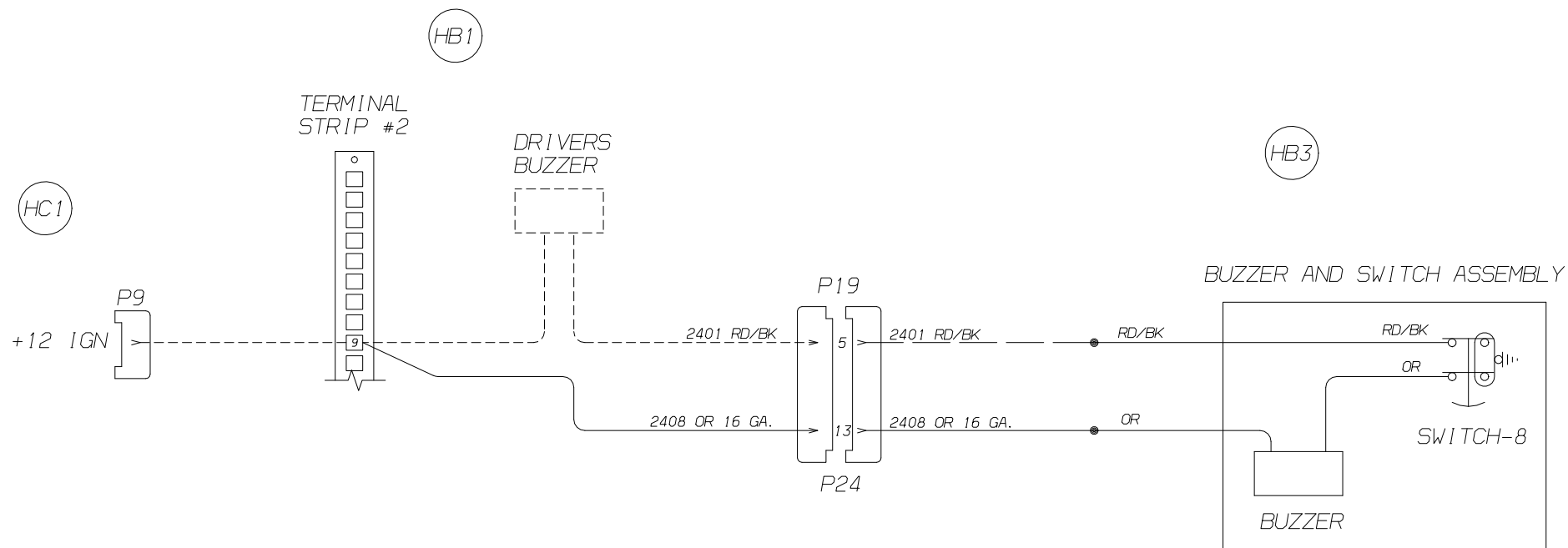
5. Remove left rear vision glass and back up light.
6. Run buzzer wire down through rear vision panel. Use back up light opening to fish wire through hole on inside of the rear vision panel at buzzer mounting location.
7. Install buzzer and connect wires according to attached drawing number 1030972. Cut 6 inch piece of wire from non terminated end of orange wire #2408 to connect buzzer to switch. Terminals for this 6" piece of wire are provided in kit.
8. Reinstall rear vision glass and back up light.
9. Close panel and test buzzer operation.

Parts List:

Qty	Part Number	Description
1	2007417	Terminal Slide ¼-16 GA Insulated
2	2007433	Terminal, EyeletNo. 10, 14-16 GA, Insulated
2	0659979	Nut, Hex, Flange, Ser, ¼-20 Black Zinc
2	0813477	Screw, Mach. ¼-20 x ½ PH, RD Yelzn, W/EPXYLK
1	2007425	Terminal, Slide Fem/DBL, Blade, ¼ SAE J858A
1	0021437	Buzzer, R.E.D.
1	NPN	Wire, 16 Gauge, Orange, Circuit #2408
1	1030972	Drawing, Buzzer & Switch Assembly, R.E. D.
1	0015039	Diagram, Wiring, Feature 30317-01, 02, w/o 30152-02

R E C A L L C A M P A I G N

08.38.21
 SEPTEMBER 17, 1999
 18/2008
 11/18/2008
 Lewis
 0015039



BUZZER, DOT, EMERGENCY
 30317-01 DOOR
 30317-02 WINDOW

LET.	WAS	REVISIONS	DR.	APP.	CCN
CCN 12597A	BLUE BIRD CORPORATION FORT VALLEY GEORGIA, U. S. A.			SCALE NONE	
DIAGRAM, WIRING, FEATURE 30317-01, 30317-02 W/O 30152-02					
INACTIVATES NOS.		1952423		DR. 6/17/99 BY DL	B 0015039
				APP. 9/17/99 BY DL	
					PAGE OF

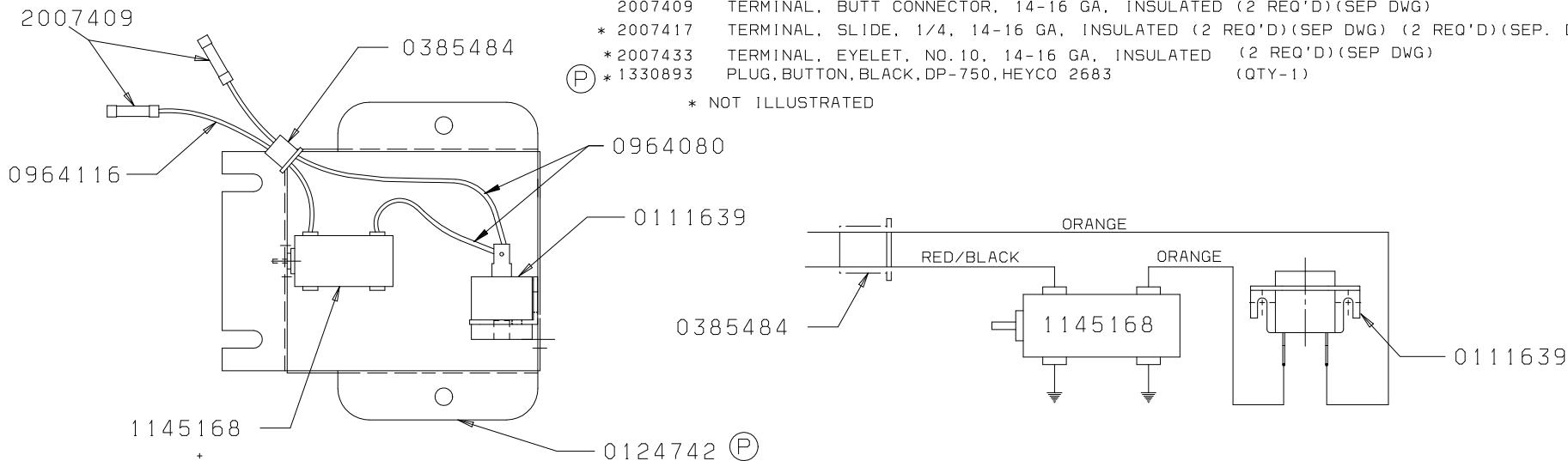
REVISION	P	10/4/2007	Project	Was
DR BG		APP BG	13250A	0004242

CHG COVER PART NUMBER TO 0124742 & ADDED PLUG

TIF 4601

- 1030972 BUZZER & SWITCH ASSY, REAR EMERGENCY DOOR, FMVSS 217
- 0385484 BUSHING, NYLON (QTY-1)
 - * 0659979 NUT, HEX, FLANGE SERRATED, 1/4-20 (2 REQ'D)(SEP DWG)
 - 0765826 TERMINAL, EYELET, 1/4, 10-12 GA, INSULATED (SEP DWG)
 - * 0813477 SCREW, MACH, PH, RND HD, 1/4-20 X 1/2, WITH EPOXY LK (2 REQ'D)
 - 0964080 WIRE, CHM CRS-LINK, POL 16 GA, ORANGE 122 (1-4" & 1-12" SECTION = 16 REQ'D)
 - 0964116 WIRE, CHM CRS-LINK, POL 16 GA, RED/BLACK 124 (12" REQ'D)
 - (P) * 0124742 COVER, BZR, SW ASSY, RED, W OR W/O VANDAL LOCK
 - 1073311 NUT, HEX, PANEL, 1/2-20 X 1/8 (2 REQ'D)
 - 1145168 SWITCH, ADJUSTABLE, DPST (NC) INTERNAL GROUND (SEP DWG)
 - 0111639 ALARM, AUDIBLE, CONSTANT W/MOUNTING
 - 2007409 TERMINAL, BUTT CONNECTOR, 14-16 GA, INSULATED (2 REQ'D)(SEP DWG)
 - * 2007417 TERMINAL, SLIDE, 1/4, 14-16 GA, INSULATED (2 REQ'D)(SEP DWG) (2 REQ'D)(SEP. DWG.)
 - * 2007433 TERMINAL, EYELET, NO. 10, 14-16 GA, INSULATED (2 REQ'D)(SEP DWG)
 - (P) * 1330893 PLUG, BUTTON, BLACK, DP-750, HEYCO 2683 (QTY-1)

* NOT ILLUSTRATED



MATERIAL N/A		<p align="center">CONFIDENTIAL</p> <p align="center"><i>The information hereon is confidential business information and may not be copied or used for any purpose unless permission is expressly granted in writing by Blue Bird Corporation.</i></p> <p align="center">Copyright 2008 All Rights Reserved</p>	
WEIGHT: N/A			
FINISH [] RAW [] PRIME [] PAINT [] OTHER		Project	Blue Bird Corporation
COLOR: NAME _____		-----	Fort Valley, Georgia, U.S.A.
SPEC # _____ GLOSS % _____		<p align="center">BUZZER & SWITCH ASSY, R E D, FMVSS217</p>	
NOTES: ?			
TOLERANCE ON ALL DIMENSIONS IS PLUS [] OR MINUS [] (UNLESS OTHERWISE SPECIFIED)		DR 8/23/83 BY JFK	FORMAT B
DO NOT SCALE		APP 8/23/83 BY DC	01030972
INACTIVATES NOS.	0004242	SHEET 1/1	

01/18/2008

4

3

2

4

3

2

1